



Downloading AutoCAD

As of November 2015

AutoCAD


Instructions for FREE AutoCAD Software

Autodesk (AutoCAD developer) currently allows a free three year student trial of their software to all current NDA students.

Note: Downloading this software can take around 3 hours depending on your internet connection. If you are downloading this software to attend a workshop at the NDA, please ensure you allow sufficient time to fully complete this downloading process. This should be completed at least two days BEFORE the workshop date.

Go to <http://www.autodesk.com/education/free-software/all>

Education Community
GET FREE SOFTWARE



Click on **AutoCAD**. You will then be taken to a page to register for the Autodesk Student Community (this enables you to download the 3 year trial).

Click on 'Create Account', where a new pop up window will open.

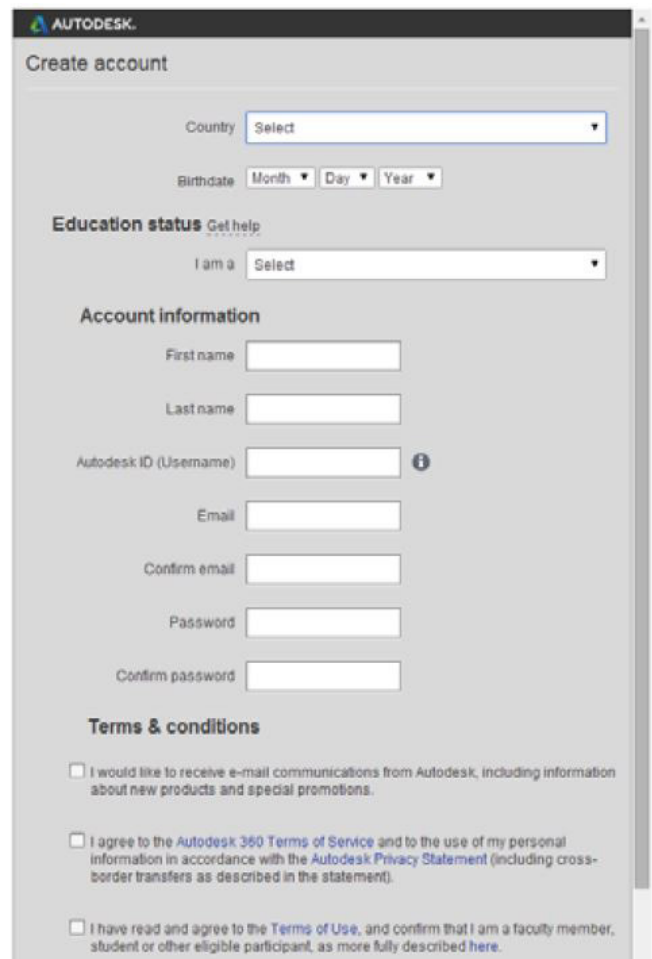
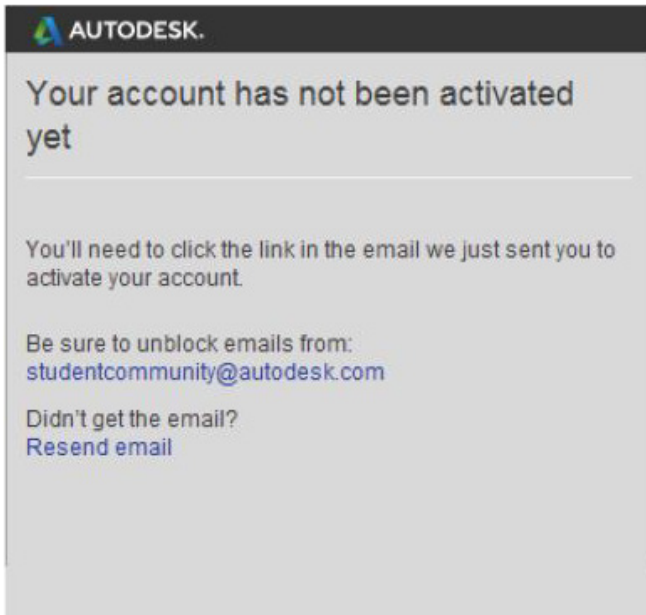
Get a free 3-year license today [Eligibility](#)

- 1.) Sign in or register. [Get help](#)
- 2.) Select the free software you want. [Get help](#)
- 3.) Review and download. [Get help](#)

Note: Download time varies depending on actual file size and your Internet connection speed.

Fill in all of the required information using your personal email address create a AutoDesk ID and click 'next'.

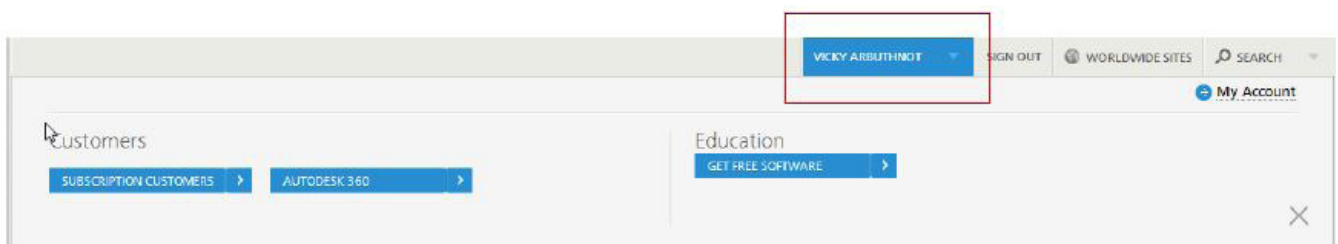
A new window will appear to notify you that your new account needs to be activated.



You will receive an email from Autodesk (either in your Inbox or Junk folder) asking you to activate your account by following a link in the email.

Note: This can take several days to arrive. You will require the link within this E-mail to activate your account and finish your registration.

When your account has been activated, you will be taken back to the Autodesk site. You will know if you are correctly logged in if your name appears in the top right tool bar on the Autodesk website.

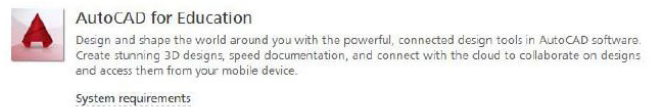


In the middle of the page, the options to download AutoCAD should be on screen (as below). If not, click Free Software on the left hand side.

Select the options in the boxes above (download the latest version of AutoCAD), and in the dropdown menu, which says 'Operating system' select **Windows 32-Bit, Windows 64-Bit or MAC OSX** then click **Install Now**.

If you want to find out if your computer is 32bit or 64bit, you can call our IT Manager, on +44 (0) 115 912 3412 Extension 291.

[Free software download for students & educators](#)



AutoCAD for Education
Design and shape the world around you with the powerful, connected design tools in AutoCAD software. Create stunning 3D designs, speed documentation, and connect with the cloud to collaborate on designs and access them from your mobile device.
[System requirements](#)

Free for students

Create photorealistic images and panoramas using Autodesk® 360 Rendering. [Learn more.](#)

[Get a free 3-year license today](#) [Eligibility](#)

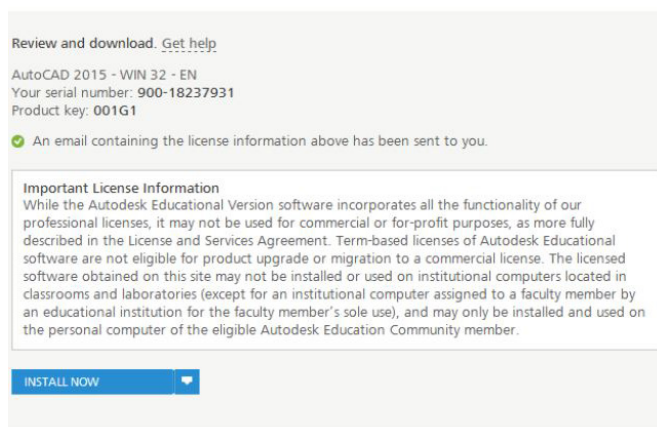


1.) Sign in or register. [Get help](#)
✔ You have successfully signed in
[Sign out](#) | [My account](#)

2.) Select the free software you want. [Get help](#)
Choose your version ▾
Language ▾
Operating system ▾

3.) Review and download. [Get help](#)
[INSTALL NOW](#) →

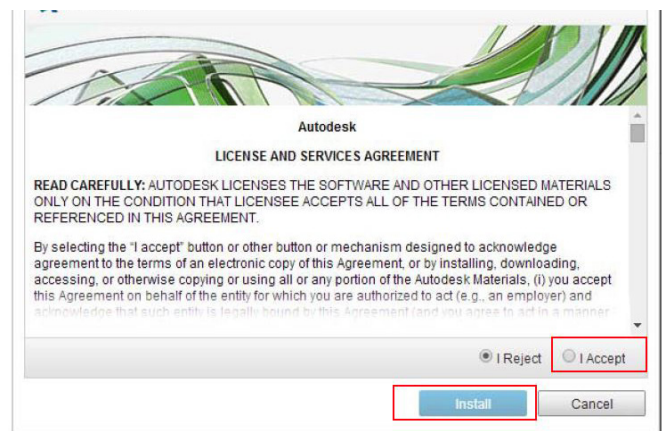
A new pop up window will appear which will ask you to accept the license and service agreement for Autodesk products. Select “I Accept” and then **Install**.



Review and download. [Get help](#)
AutoCAD 2015 - WIN 32 - EN
Your serial number: 900-18237931
Product key: 001G1
✔ An email containing the license information above has been sent to you.

Important License Information
While the Autodesk Educational Version software incorporates all the functionality of our professional licenses, it may not be used for commercial or for-profit purposes, as more fully described in the License and Services Agreement. Term-based licenses of Autodesk Educational software are not eligible for product upgrade or migration to a commercial license. The licensed software obtained on this site may not be installed or used on institutional computers located in classrooms and laboratories (except for an institutional computer assigned to a faculty member by an educational institution for the faculty member's sole use), and may only be installed and used on the personal computer of the eligible Autodesk Education Community member.

[INSTALL NOW](#)



Autodesk
LICENSE AND SERVICES AGREEMENT

READ CAREFULLY: AUTODESK LICENSES THE SOFTWARE AND OTHER LICENSED MATERIALS ONLY ON THE CONDITION THAT LICENSEE ACCEPTS ALL OF THE TERMS CONTAINED OR REFERENCED IN THIS AGREEMENT.

By selecting the "I accept" button or other button or mechanism designed to acknowledge agreement to the terms of an electronic copy of this Agreement, or by installing, downloading, accessing, or otherwise copying or using all or any portion of the Autodesk Materials, (i) you accept this Agreement on behalf of the entity for which you are authorized to act (e.g., an employer) and acknowledge that such entity is legally bound by this Agreement (and you agree to act in a manner

I Reject I Accept

[Install](#) [Cancel](#)

Your download will then start. Follow the instructions given by Autodesk to successfully download and install the program on to your computer.

Note: When you load up AutoCAD a box will appear telling you that you are using an Education Version, click Continue.

About the free software

Before you download the software, check the file sizes and your system (see below) limitations. Download time will vary based on file size and your Internet connection speed. After you have downloaded the software, you will need to activate it. If you do not activate your software, it will operate as a standard 30-day trial version and time-out after 30 days. Once activated using your Autodesk Student Engineering & Design Community serial number, you will have a 3 year license to use the software. The software license is for a single-seat or single-user. It cannot be set up on a network. Autodesk serial number are issued based on country. You will be issued a serial number based on the country location of your school.

The system requirements for Windows 32-bit AutoCAD 2015:

- *Intel Pentium 4 processor or AMD Athlon dual-core processor, 3.0 GHz or higher with SSE2 technology is recommended.*
- *Microsoft Windows 7 Home Premium/Professional/Ultimate or Enterprise, Microsoft Windows 8/8.1/Enterprise/Pro.*
- *2 GB of memory (8 GB recommended).*
- *6.0 GB disk space for installation.*
- *1024x768 (1600x1050 or higher recommended) with true colour.*
- *Microsoft Internet Explorer 9.0 (or later).*

The minimum system requirements for MAC AutoCAD 2015

- *64-bit Intel Processor.*
- *Apple Mac OS X Snow Leopard (10.6.4 or later), Lion (10.7.0 or later), Mountain Lion (10.8 or later).*
- *3 GB RAM.*
- *2.5 GB hard disk free for download and installation.*
- *1024x768 with True Colours display.*
- *Apple Safari 5.0 or later.*

Note: If your laptop or desktop computer does not meet these requirements, we would not recommend downloading the software. If you are attending an AutoCAD workshop, try to book one of the NDA laptops for the day, especially if you are using a Mac computer